SCATSAT-1 Scatterometer Level-1B Data Quality Evaluation Report

Table of Contents

Half-Orbit Coverage using BT &Sigma-0

Invariant Site Sigma-0 Statistics (if Available)

Half-Orbit Data Statistics

Half Orbit wise - Dynamic Parameter (Sigma-0, Kp, SNR)Behaviour

Dynamic Range (Data Histogram)

Half Orbit Wise Behaviour - Static Parameters

Doppler Variation (Across/Along Track for HH/VV Beam)

L1B Parameter as a function of Latitude

Half Orbit OAT Behaviour

Image Snapshot for Inner & Outer Beam

Inner (HH) **Outer (VV)**





Satellite Id	ScatSat-1	**Start Orbit**	3202	**Total Scans**	1017
Sensor Name	Scatterometer	**End Orbit**	3203	**No of Inner FootPrints**	281
Processor Version	v1.1.2	**Rev. Number**	03202_03203	**No Of Outer FootPrints**	282
Half Orbit Direction	NS	**Data Production Date**	05-05-2017	**No. Of Inner Slices**	9
Equator Crossing Date	05-05-2017	**Equator Crossing Time**	00:49:20.000	**No Of Outer Slices**	14

Brightness Temprature(k) Footprint trace

Inner Beam (HH) **Outer Beam (VV)**

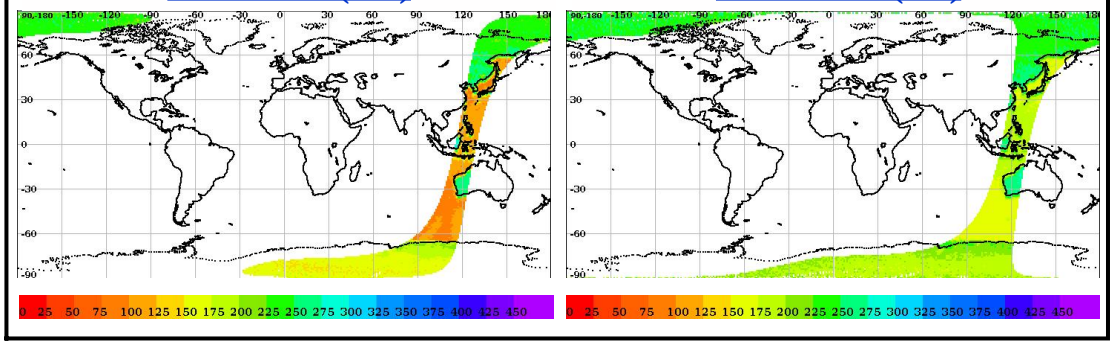

Sigma0(dB) Footprint trace

Inner Beam (HH) **Outer Beam (VV)**

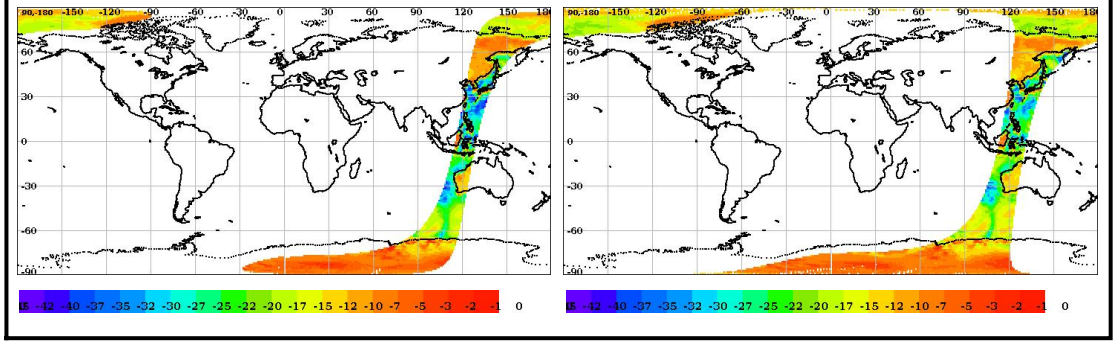

Invalid and Poor Sigma-0 Quality Flag Statistics for Inner/Outer Slices*

Sigma-0 Flags	Inner Beam	Outer Beam
Invalid Sigma0(%)	0.11	0.11
Data Not Available From Payload (%)	100.0	100.0
Slice not within sample array limits (%)	0.00	0.00
C(S+N) - C(N) < 0.1 (%)	0.00	0.00
Poor Sigma0(%)	0.01	0.01
Noise samples for blending Saturated	0.0	0.0
Count samp. for interpol. saturated (%)	0.00	0.00
Sigma0<lower bound (-96bB) (%)	0.0	0.0
Sigma0>upper bound (0 dB) (%)	0.00	0.00
SNR <-65 dB (%)	100.0	100.0

*DP Format Document

Sigma-0 Quality Flag Statistics for Inner/Outer Footprints

Inner Beam (HH)

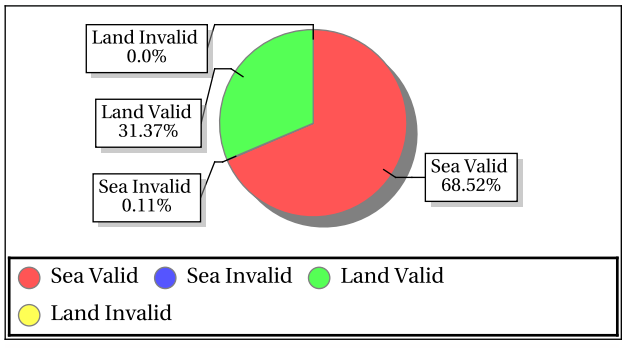

Outer Beam (VV)

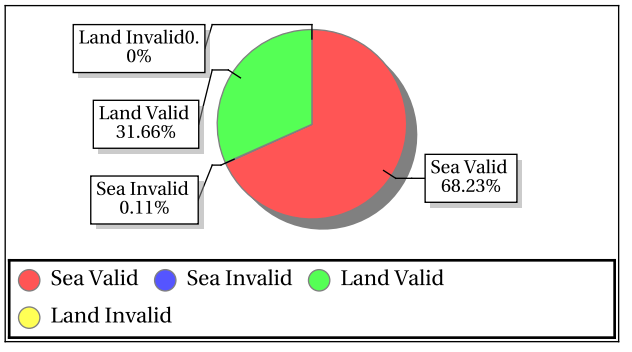

Invariant Site Sigma-0 Statistics for Ascending/Descending, Fore/Aft in HH/VV beams

Site Name	Center Lat	Center Lon	Beam	Node	ScanDir	Sigma0 Min	Sigma0 Max	Sigma0 Mean	Sigma0 Std	BT Min	BT Max	BT Mean	BT Std
Australia	-23.00	118.00	Inner	ASC	Aft	-11.23	-8.07	-9.58	0.73	235.62	310.74	268.84	17.43
Australia	-23.00	118.00	Inner	ASC	Fore	-10.87	-8.34	-9.59	0.59	225.07	310.23	269.54	17.96
Australia	-23.00	118.00	Outer	ASC	Aft	-12.12	-10.32	-11.23	0.46	232.58	307.93	273.08	18.05
Australia	-23.00	118.00	Outer	ASC	Fore	-12.25	-10.33	-11.49	0.46	242.17	295.89	266.64	14.04

Overall statistics for the Static Parameters (Footprint-wise)

Inner Beam (HH)

	Sea Aft				Sea Fore				Land Aft				Land fore			
	Min	Max	Mean	Bad Occ. (%)	Min	Max	Mean	Bad Occ. (%)	Min	Max	Mean	Bad Occ. (%)	Min	Max	Mean	Bad Occ. (%)
Kp	0.10	252.84	0.38	4.013	0.10	231.85	0.29	2.703	0.10	0.32	0.10	0.000	0.10	0.26	0.10	0.000
Kpa	0.01	0.01	0.01	0.000	0.01	0.01	0.01	0.000	0.01	0.01	0.01	0.000	0.01	0.01	0.01	0.000
Kpb	0.01	0.02	0.01	0.000	0.01	0.02	0.01	0.000	0.01	0.01	0.01	0.000	0.01	0.01	0.01	0.000
Kpc	0.01	0.01	0.01	0.000	0.01	0.01	0.01	0.000	0.01	0.01	0.01	0.000	0.01	0.01	0.01	0.000
SNR	-34.76	28.61	4.85	0.051	-34.38	30.08	5.42	0.082	-4.33	30.10	18.80	13.990	-2.97	32.64	20.20	30.416

Outer Beam (VV)

	Sea Aft				Sea Fore				Land Aft				Land fore			
	Min	Max	Mean	Bad Occ. (%)	Min	Max	Mean	Bad Occ. (%)	Min	Max	Mean	Bad Occ. (%)	Min	Max	Mean	Bad Occ. (%)
Kp	0.08	207.83	0.32	3.488	0.08	205.52	0.30	2.973	0.08	0.16	0.09	0.000	0.08	0.26	0.09	0.000
Kpa	0.01	0.01	0.01	0.000	0.01	0.01	0.01	0.000	0.01	0.01	0.01	0.000	0.01	0.01	0.01	0.000
Kpb	0.01	0.01	0.01	0.000	0.01	0.01	0.01	0.000	0.01	0.01	0.01	0.000	0.01	0.01	0.01	0.000
Kpc	0.00	0.01	0.00	0.000	0.00	0.01	0.00	0.000	0.00	0.00	0.00	0.000	0.00	0.00	0.00	0.000
SNR	-34.79	22.47	2.85	0.002	-34.74	23.10	2.65	0.005	-1.10	23.11	13.36	0.203	-4.40	24.28	14.41	0.897

Parameter Specifications					
Parameter	Kp	Kpa	Kpb	Kpc	SNR
Min	0.00	0.00	0.00	0.00	-65.00
Max	1.00	1.00	1.00	1.00	22.00

Normal
Deviations
Alarming
High Errors

Overall statistics for static parameter (Footprint-wise)

	Inner Beam (VV)				Outer Beam (VV)			
	Min	Max	Mean	Bad Occ. (%)	Min	Max	Mean	Bad Occ. (%)
Incidence Angle (deg)	48.85	49.34	49.05	0.000	57.70	58.22	58.00	0.000
Azimuth Diff. (deg)	0.0026	1.80	1.08	0.199	0.0027	1.97	1.08	0.164
Range(Km)	1044.49	1072.50	1059.26	0.000	1226.11	1260.88	1242.56	0.000
X Factor(dbm)	-92.20	-89.13	-90.49	0.000	-93.47	-91.56	-92.52	0.000
Across Distance (Km)	99999.99	-99999.99	0.00	0.000	99999.99	-99999.99	0.00	0.000
Along Distance (Km)	19.00	39.31	19.74	1.000	18.85	39.20	19.64	1.000

Parameter Specifications		
Parameter	Min	Max
Inci.(Inner)	47.10	49.90
Inci.(Outer)	57.30	58.90
Azimuth Diff.	0.60	2.00
Range(Inner)	1025.00	1095.70
Range(Outer)	1210.00	1280.00
X-Factor	-100.00	-80.00
Ac.Dist(Inner)	15.00	20.00
Ac.Dist(Outer)	15.00	22.00
Al.Dist(Inner)	15.00	30.00
Al.Dist(Outer)	10.00	30.00

Normal
Deviations
Alarming
High Errors

Sigma0 Behaviour (Sigma0 Vs SNR)

Footprint-Land

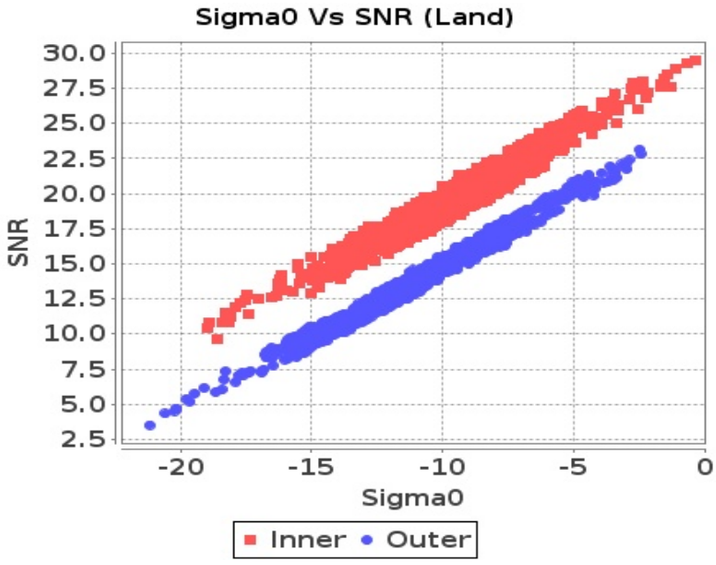

Footprint-Sea

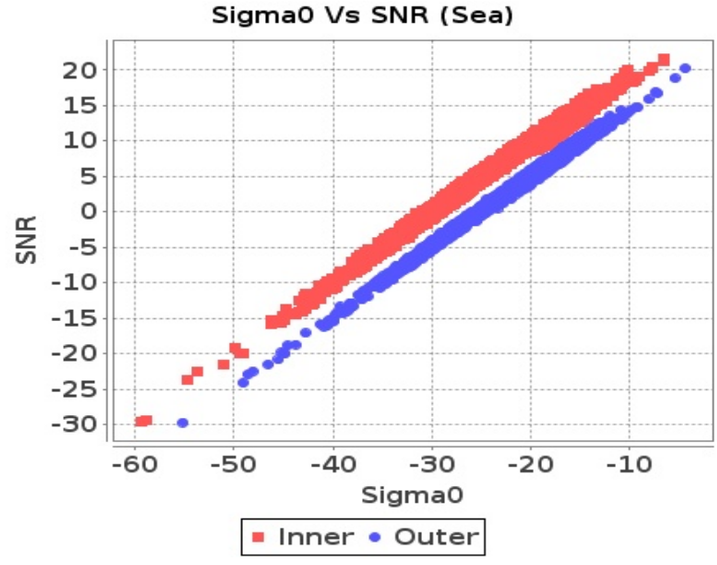

Slice-Land

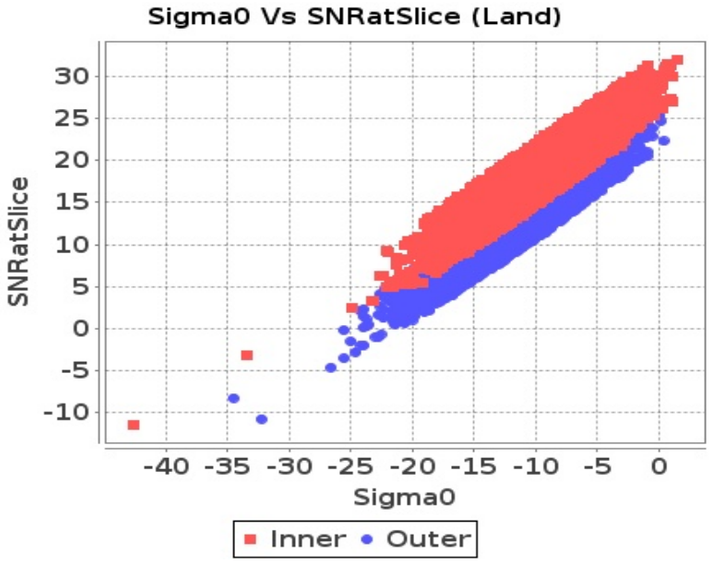

Slice-Sea

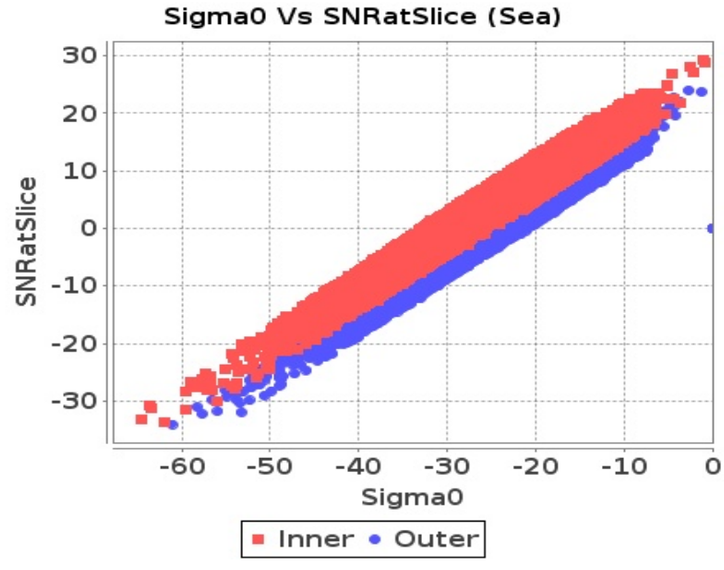

Sigma0 Behaviour (Kp Vs SNR)

Slice

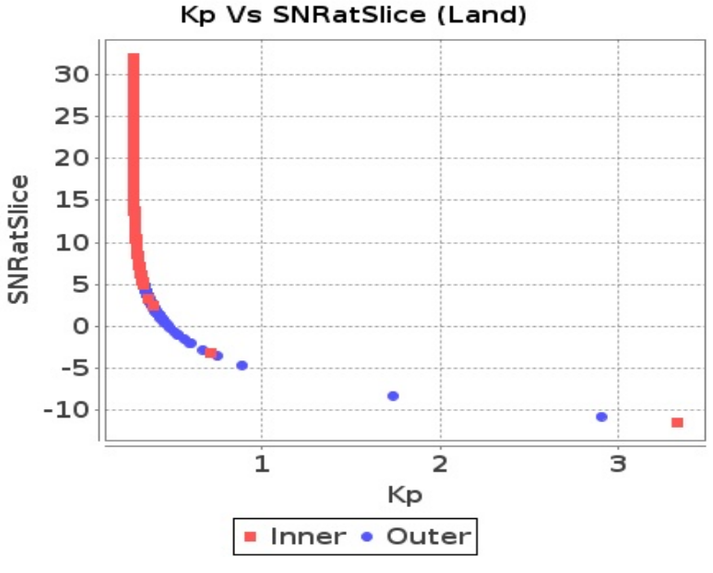

Slice

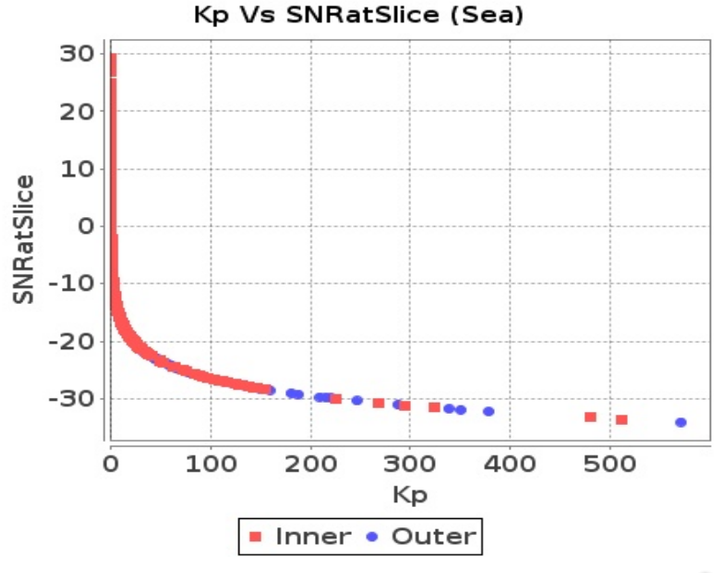

Sigma0 Behaviour(Sigma0 Vs Kp)

Footprint-Land

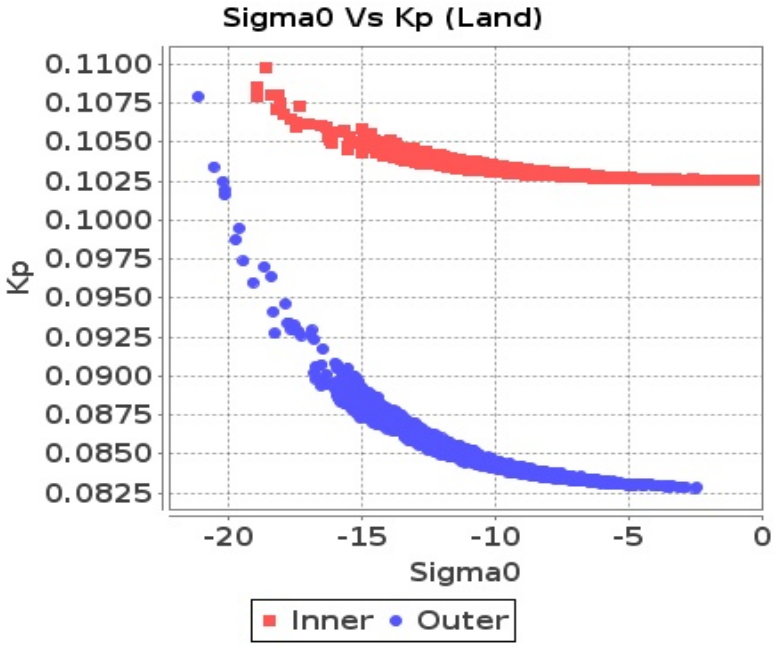

Footprint-Sea

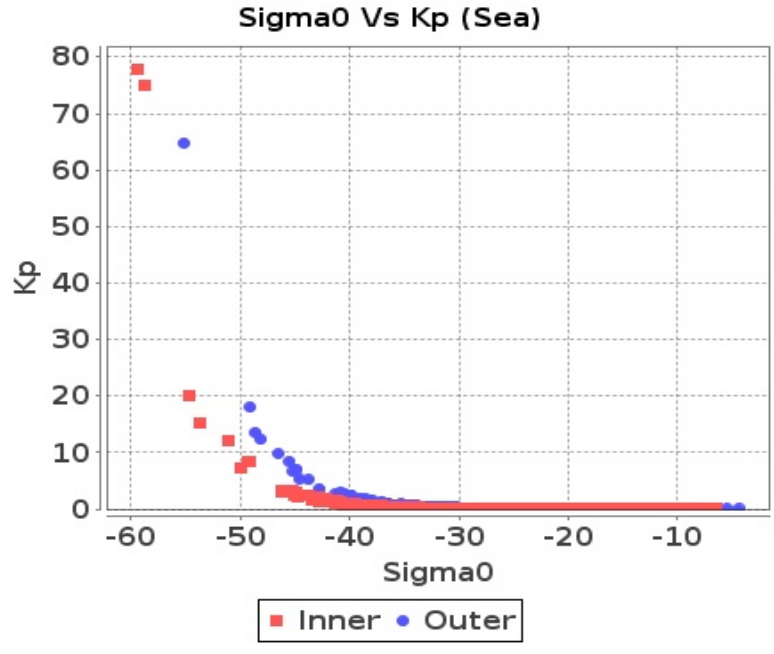

Slice-Land

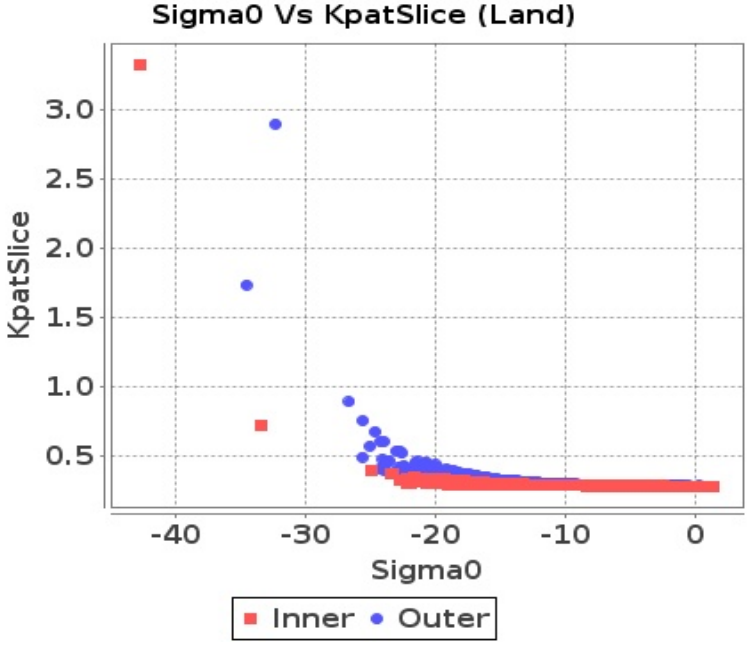

Slice-Sea

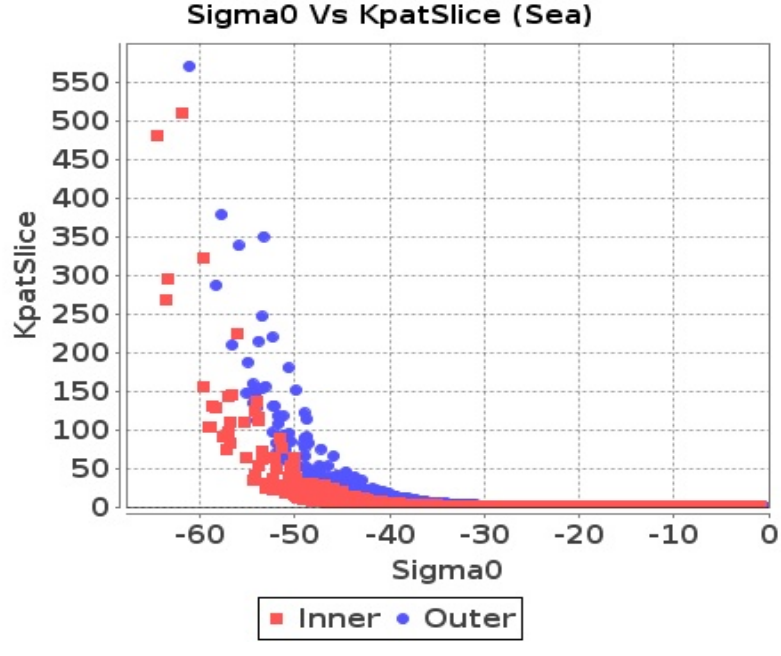

Dynamic Range (Data Histograms)

Sigma0(db)

Inner Beam (HH)				
	Land Aft	Land Fore	Sea Aft	Sea Fore
Min	-33	-33	-64	-65
Max	1	2	0	0

Outer Beam (VV)				
	Land Aft	Land Fore	Sea Aft	Sea Fore
Min	-25	-30	-59	-60
Max	0	0	0	0

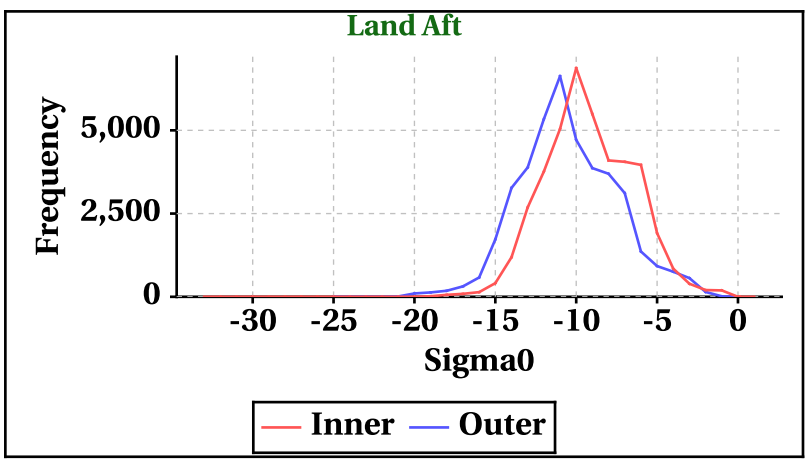

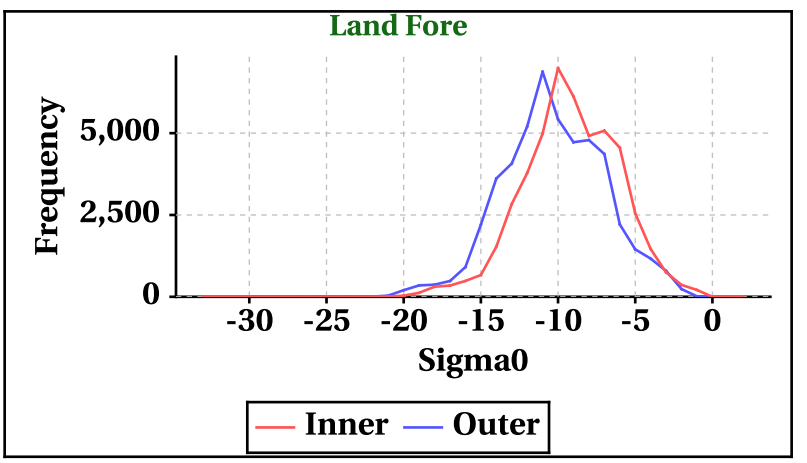

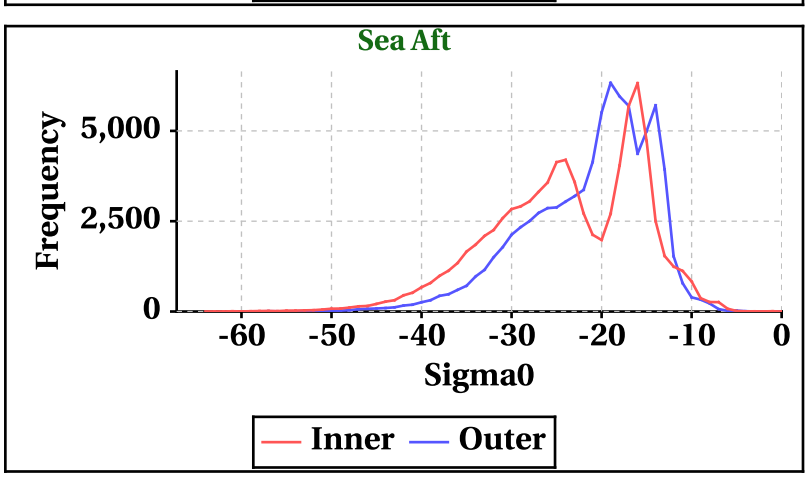

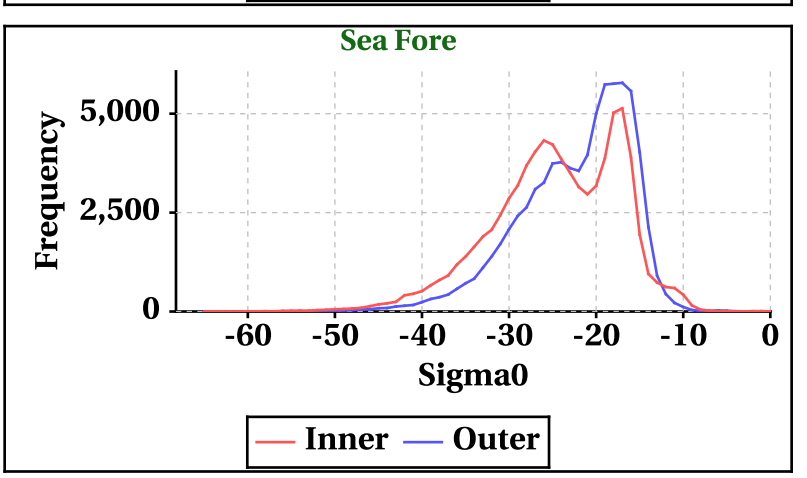

Brightness Temperature(K)

Inner Beam(HH)				
	Land Aft	Land Fore	Sea Aft	Sea Fore
Min	0	0	0	0
Max	335	329	299	304

Outer Beam(VV)				
	Land Aft	Land Fore	Sea Aft	Sea Fore
Min	0	0	0	0
Max	332	334	311	303

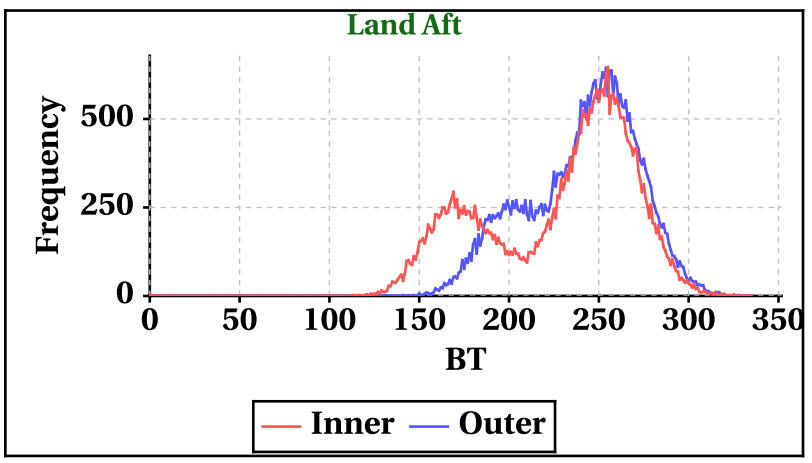

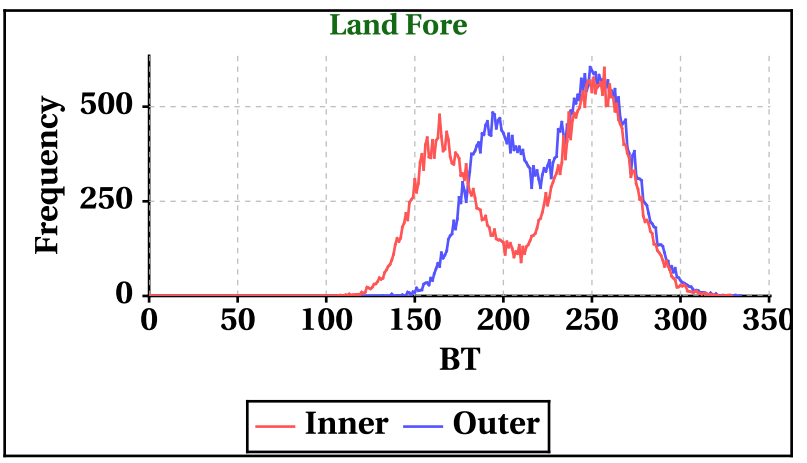

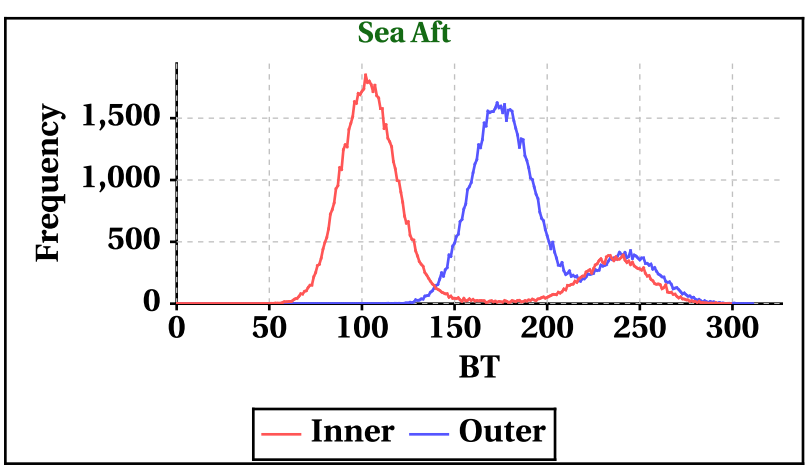

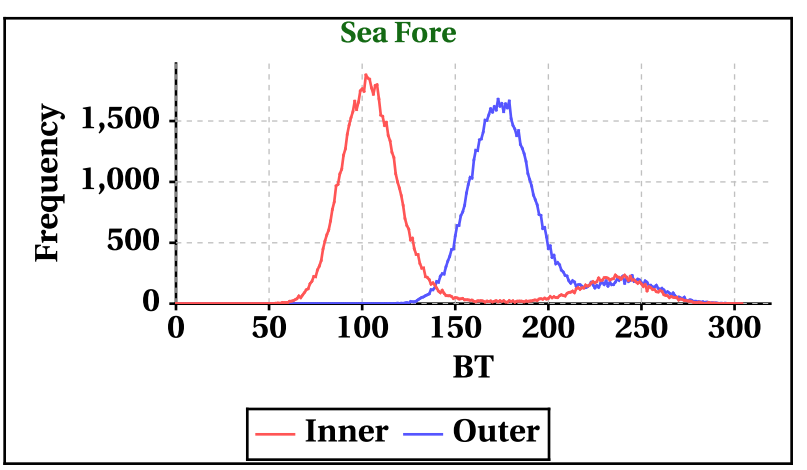

Dynamic Range (Data Histograms)

SNR(dBm)

Inner Beam (HH)				
	Land Aft	Land Fore	Sea Aft	Sea Fore
Min	-4	-2	-34	-34
Max	30	32	28	30

Outer Beam (VV)				
	Land Aft	Land Fore	Sea Aft	Sea Fore
Min	-1	-4	-34	-34
Max	23	24	22	23

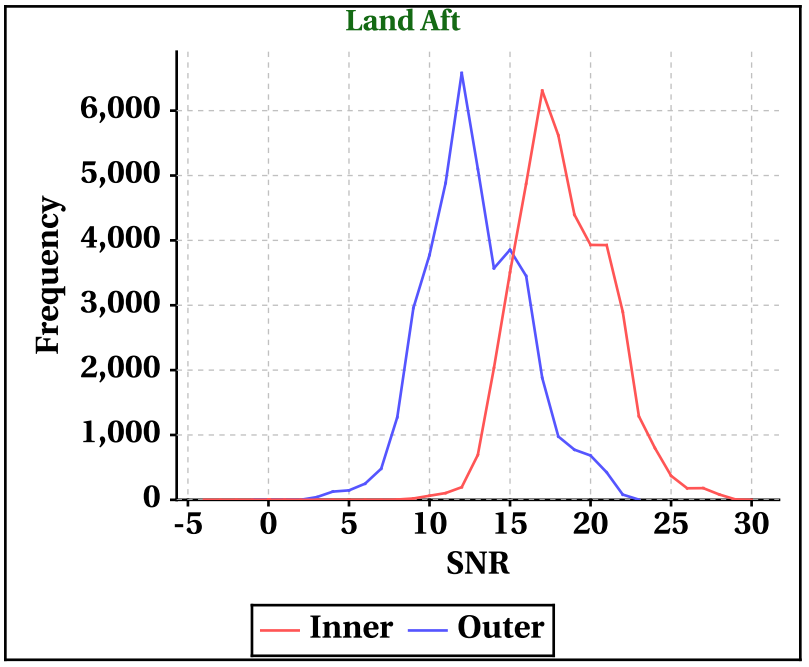

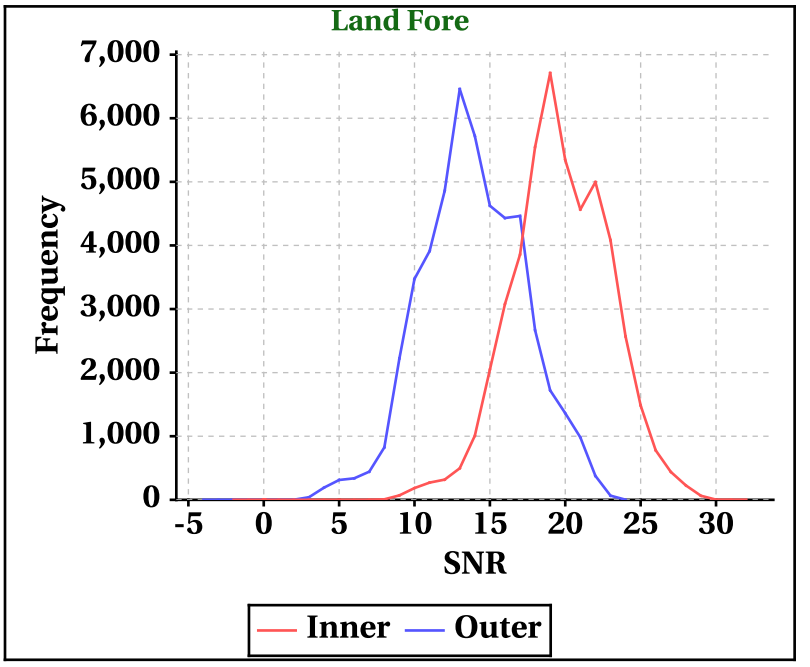

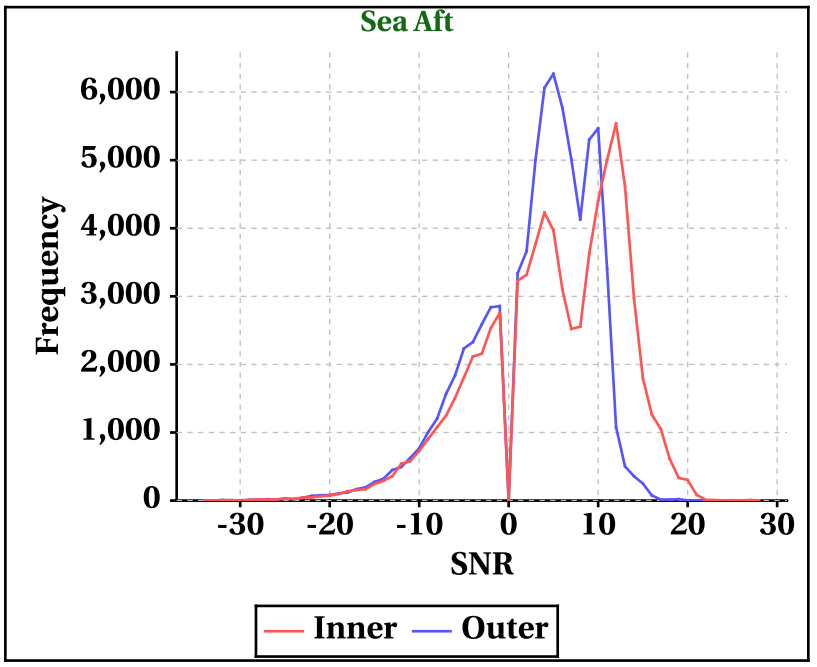

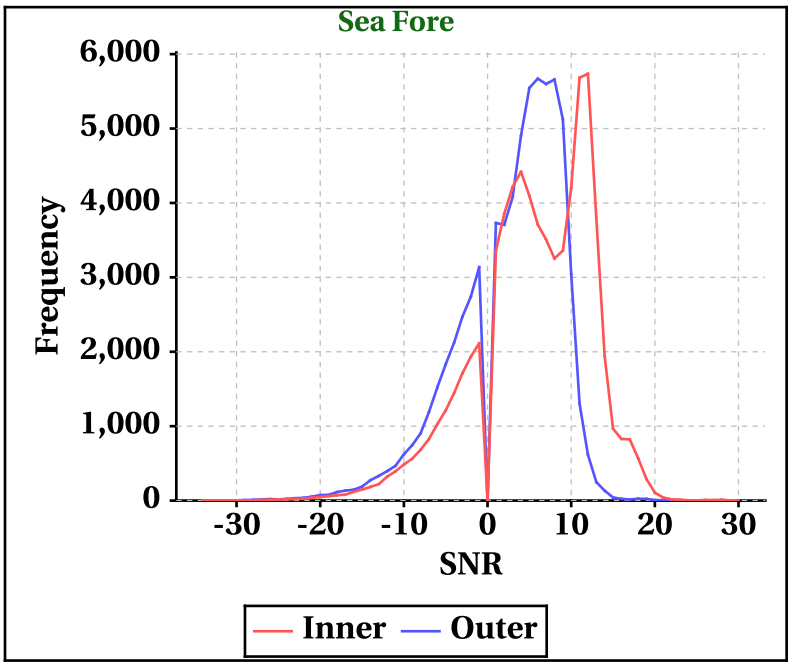

Orbit-wise behaviour of SNR

Inner Beam (HH)

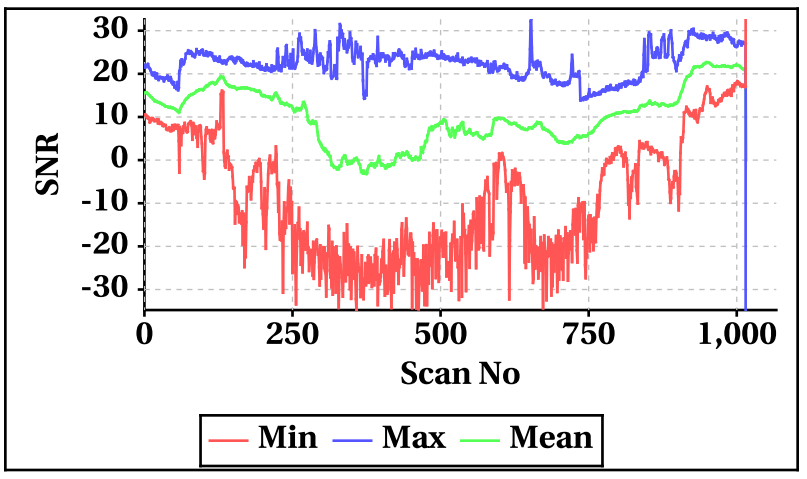

Outer Beam(VV)

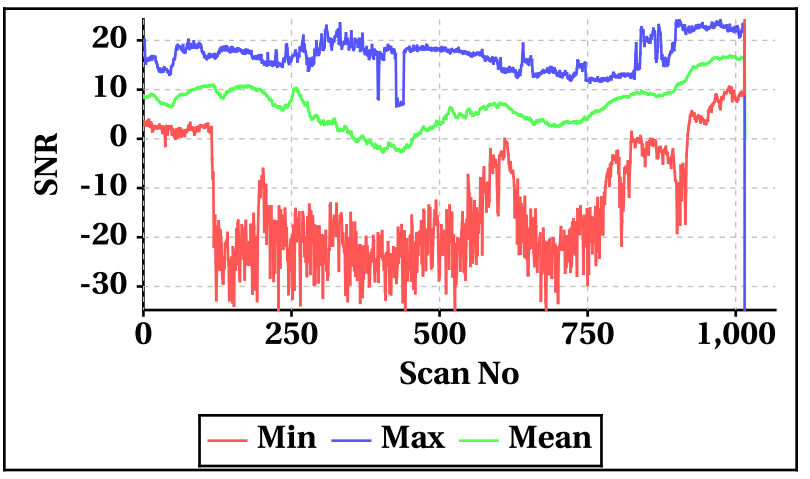

Orbit-wise behaviour of Kp,Kpa,Kpb,Kpc

Inner Beam(HH)

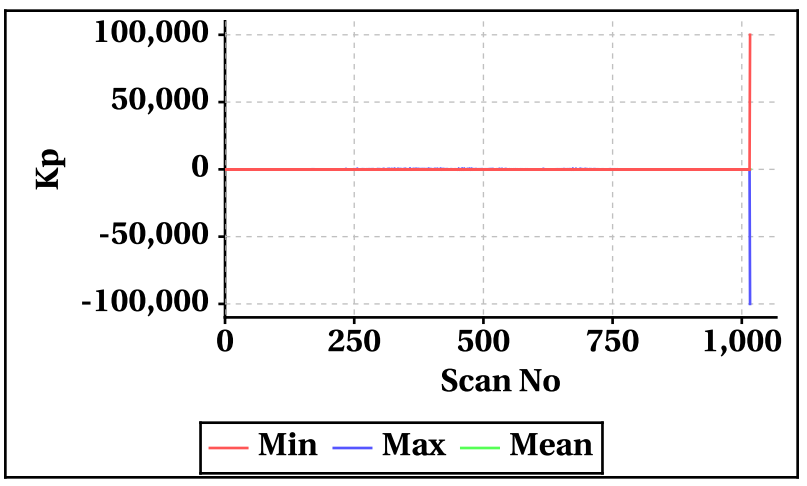

Outer Beam(VV)

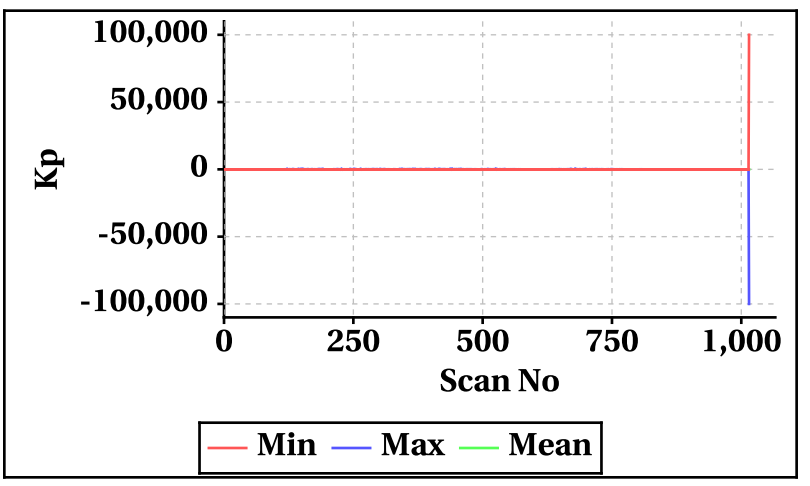

Inner Beam(HH)

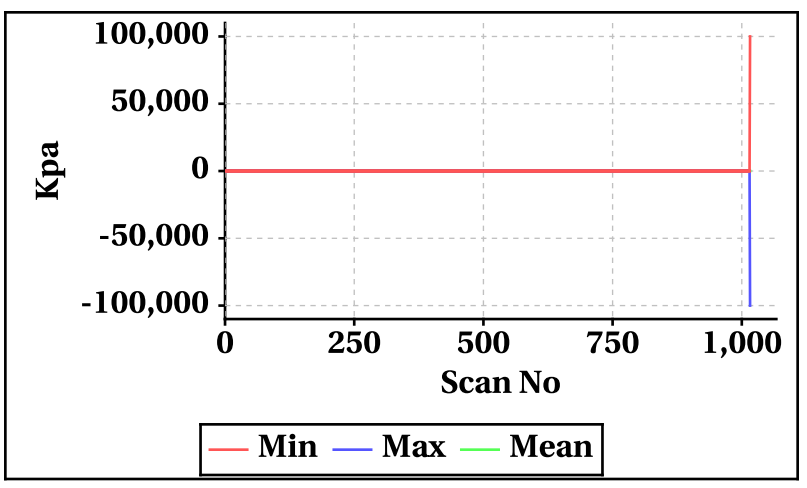

Outer Beam(VV)

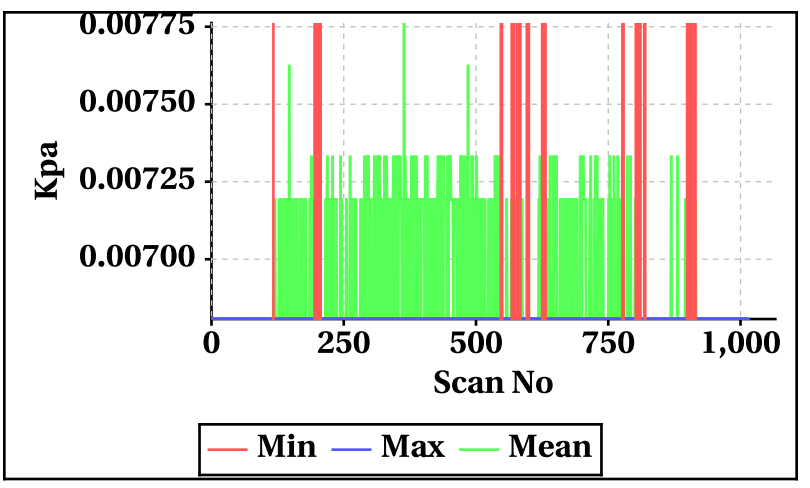

Inner Beam(HH)

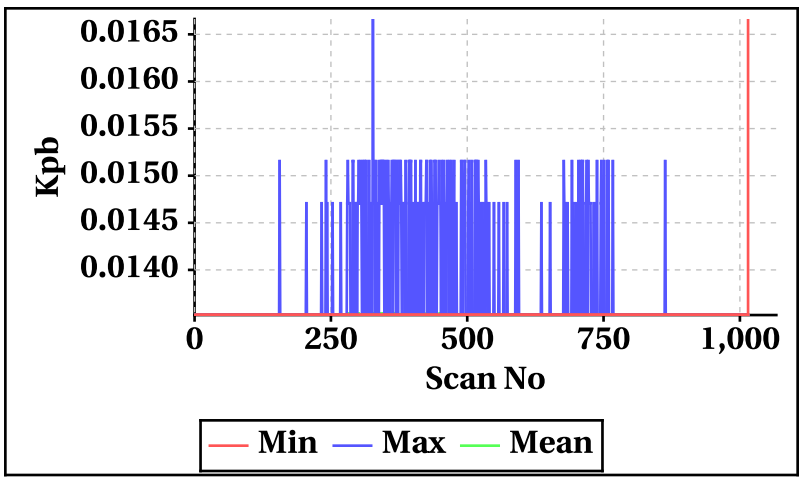

Outer Beam(VV)

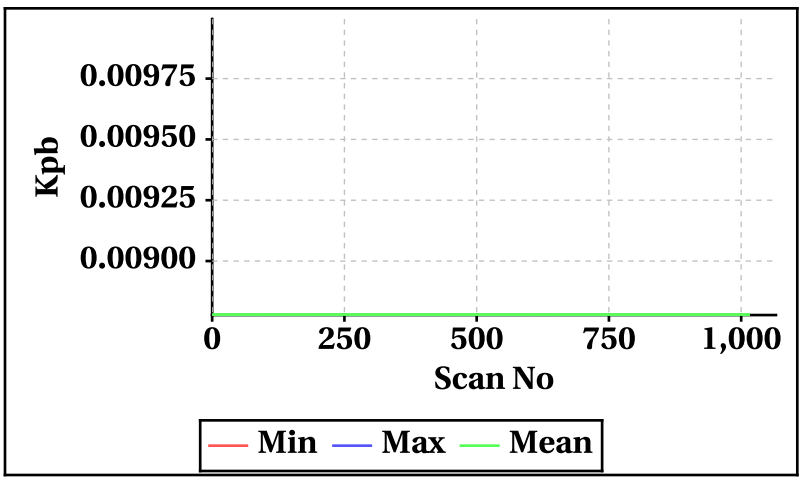

Inner Beam(HH)

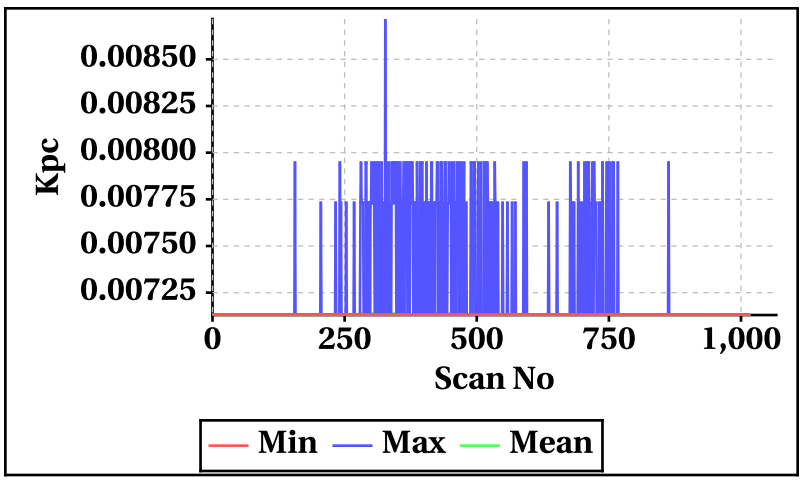

Outer Beam(VV)

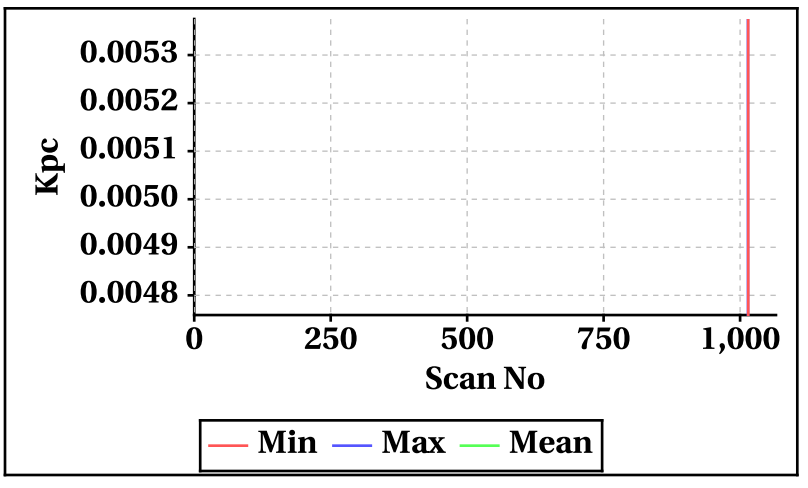

Orbt-wise behaviour of Incidence,Azimuth,Range,X-Factor

Inner Beam (HH)

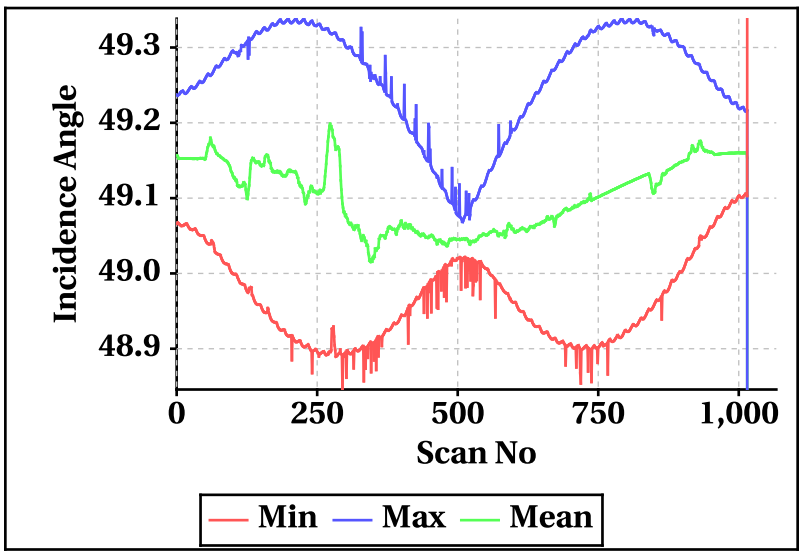

Outer Beam(VV)

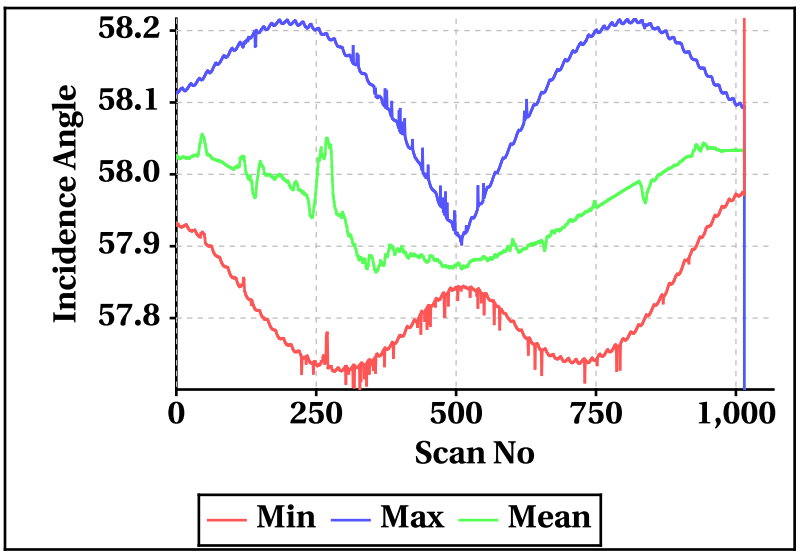

Inner Beam (HH)

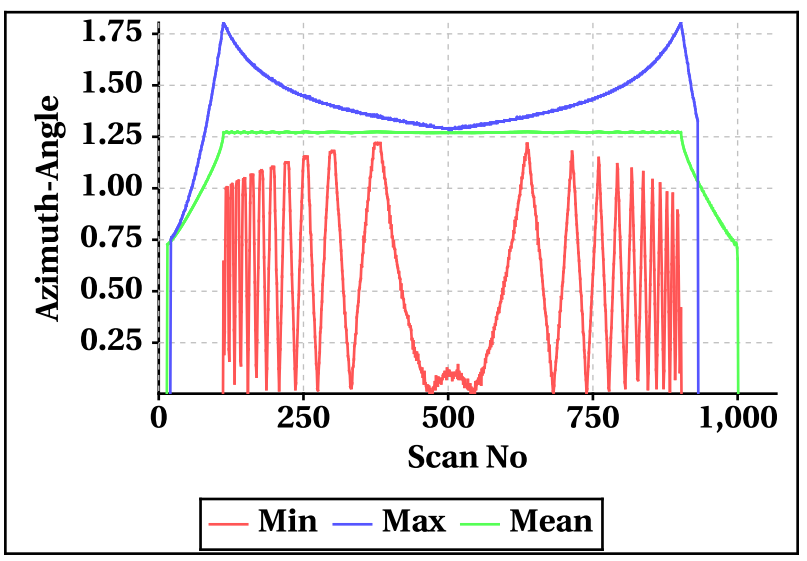

Outer Beam(VV)

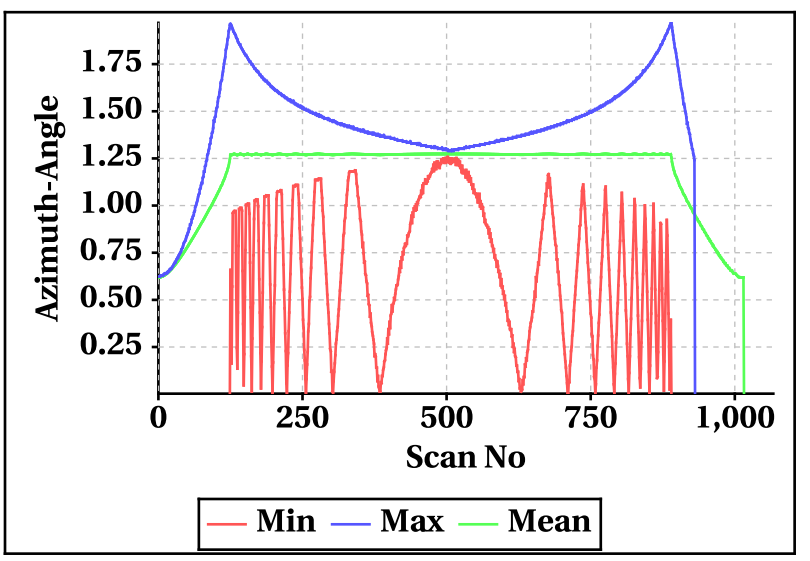

Inner Beam (HH)

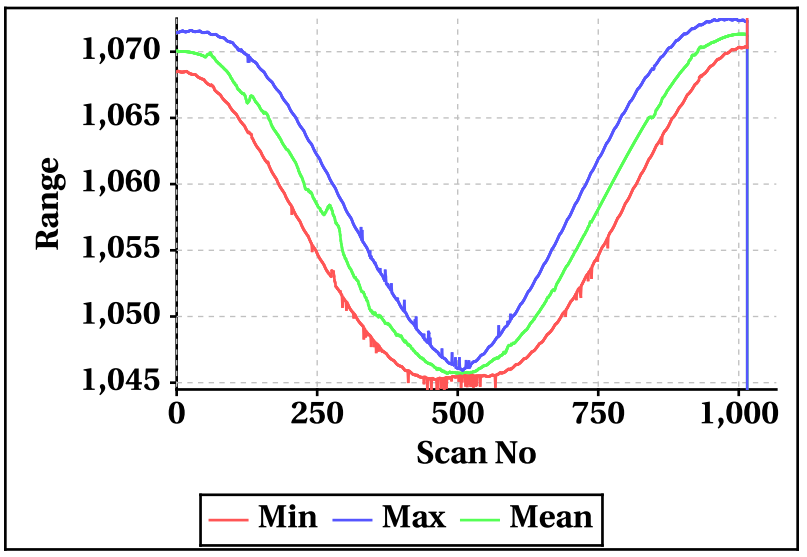

Outer Beam(VV)

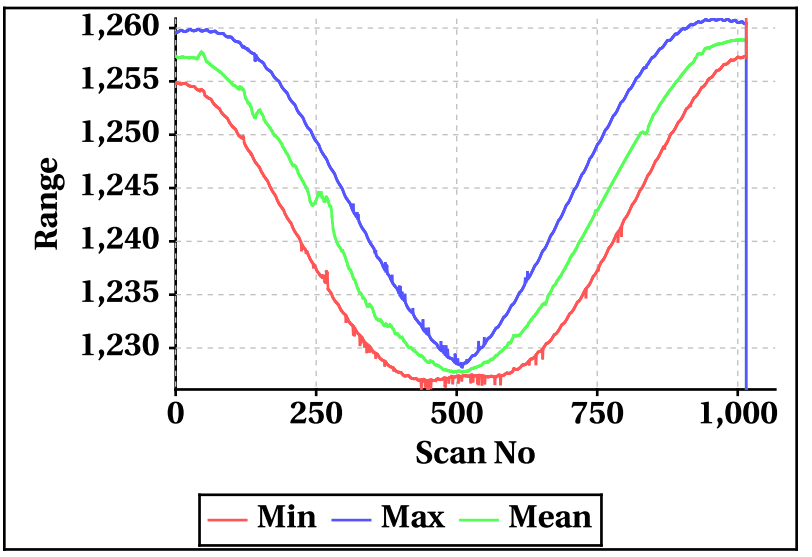

Inner Beam (HH)

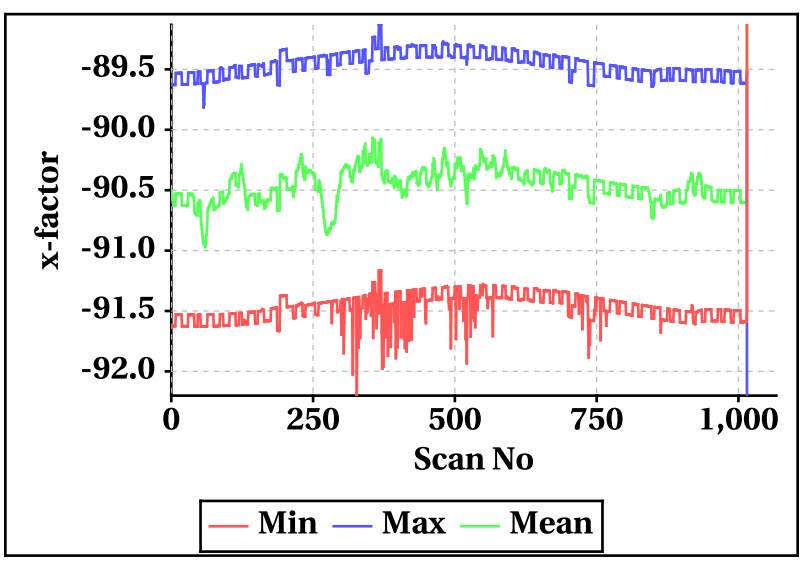

Outer Beam(VV)

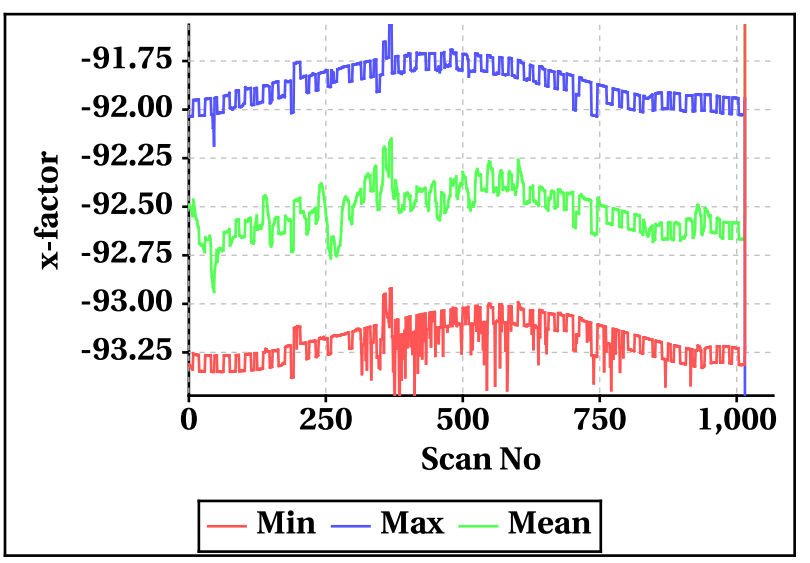

Doppler Frequency Variation

Doppler Frequency(KHz) variation statistics Over the half Orbit

	Inner Beam (HH)	Outer Beam (VV)
Min	-470.38	-527.12
Max	470.30	527.08

Doppler Frequency(KHz) variation

	Inner Beam (HH)			Outer Beam (VV)		
Doppler_FP	Min	Max	Mean	Min	Max	Mean
Doppler_1	-300.22	11.00	-29.13	-340.36	7.20	-37.78
Doppler_70	-300.22	465.84	464.64	-340.36	521.94	520.19
Doppler_140	-300.22	75.40	52.19	-340.36	78.02	52.03
Doppler_210	-465.52	-300.22	-463.76	-521.92	-340.36	-520.52
Doppler_280	-300.22	-15.78	-56.02	-340.36	-11.18	-56.34

Footprint wise Doopler frequency variation Inner Beam (HH)

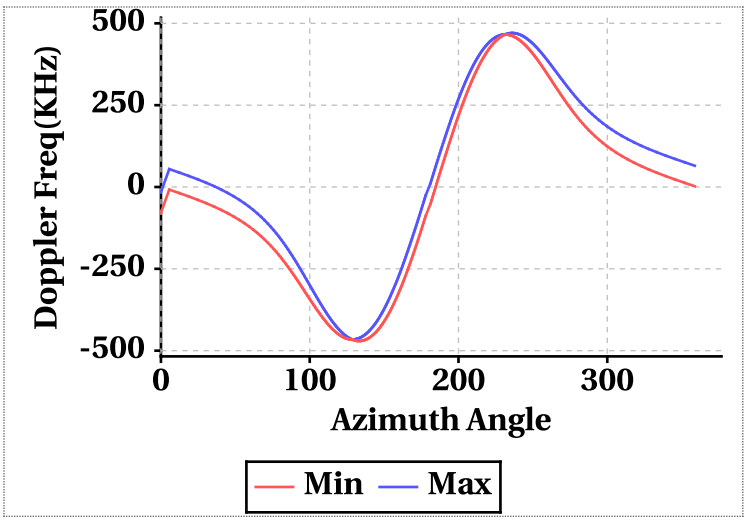

Doppler frequency variation at footprints: 1, 70, 140, 210 & 280 Inner Beam (HH)

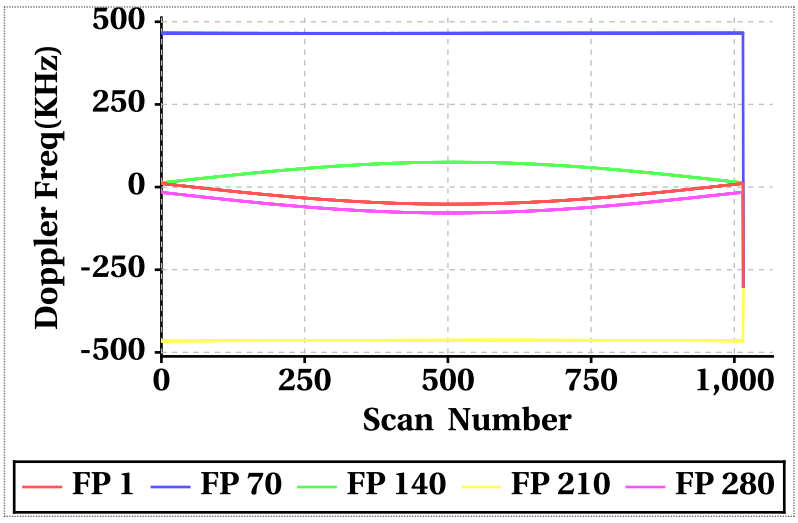

Footprint wise Doopler frequency variation Outer Beam (VV)

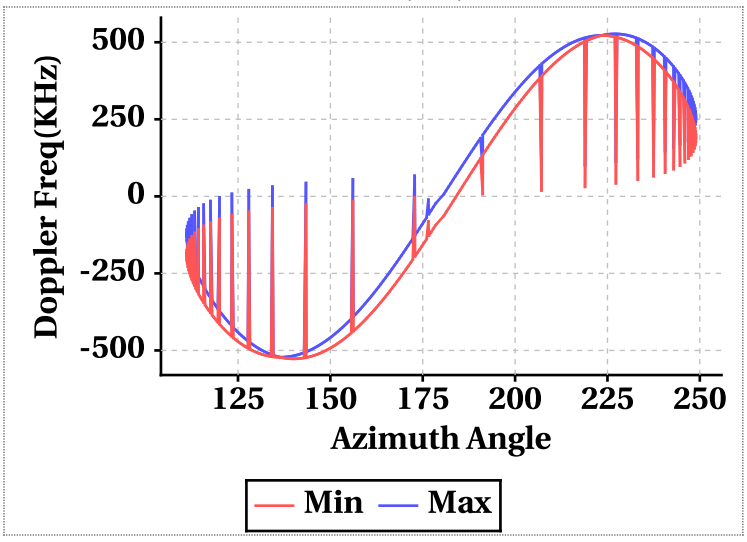

Doppler frequency variation at footprints: 1, 70, 140, 210 & 280 Outer Beam (VV)

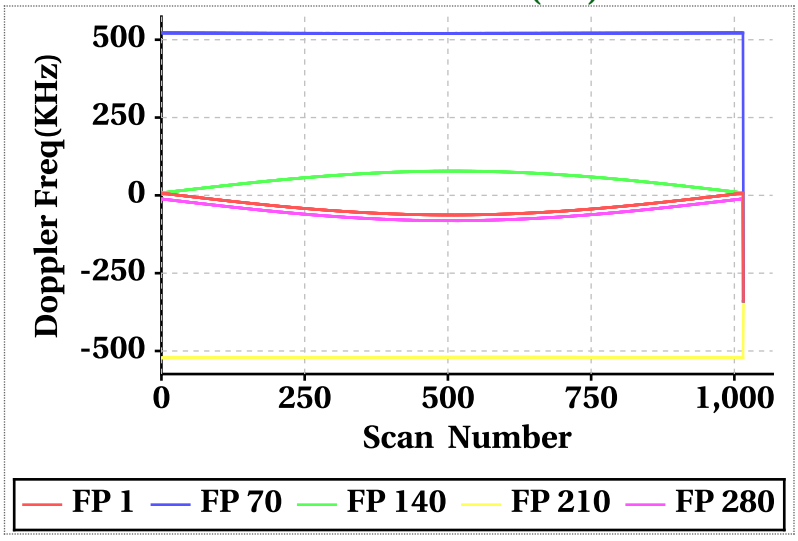

Latitude Vs Doppler Frequency

Doppler Frequency at Scan Interval of 200 [Inner Beam(HH)]

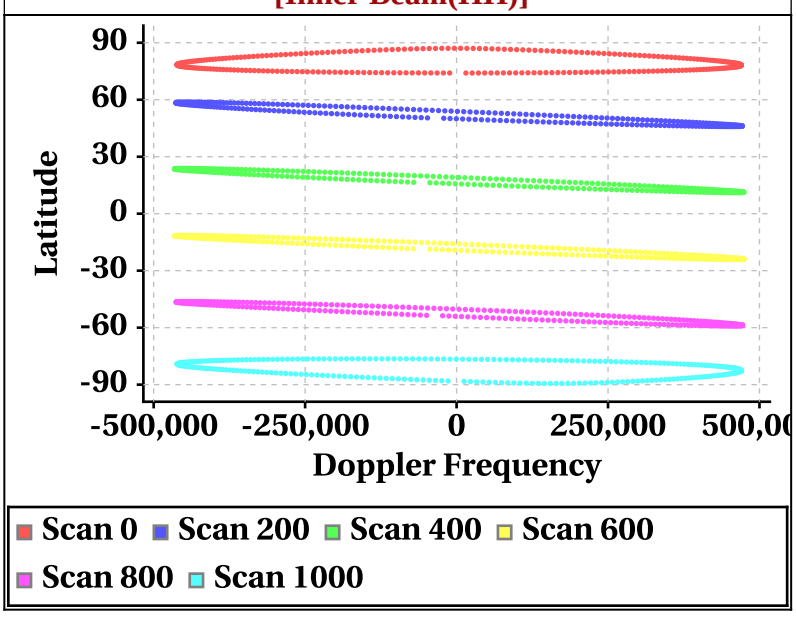

Doppler Frequency at Scan Interval of 200 [Outer Beam(VV)]

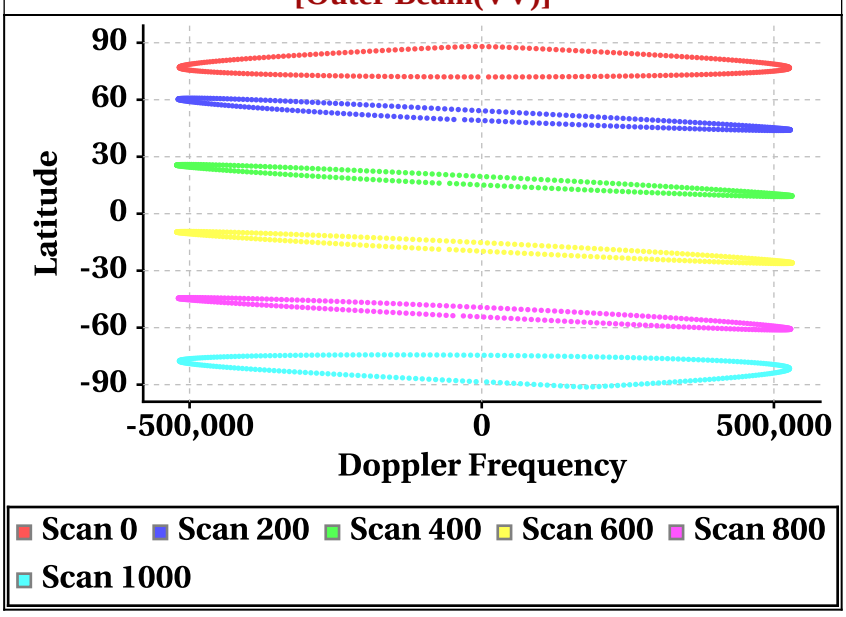

Parameter as a function of Latitude

Latitude Vs Longitude

Scan Trace [Inner Beam(HH)]

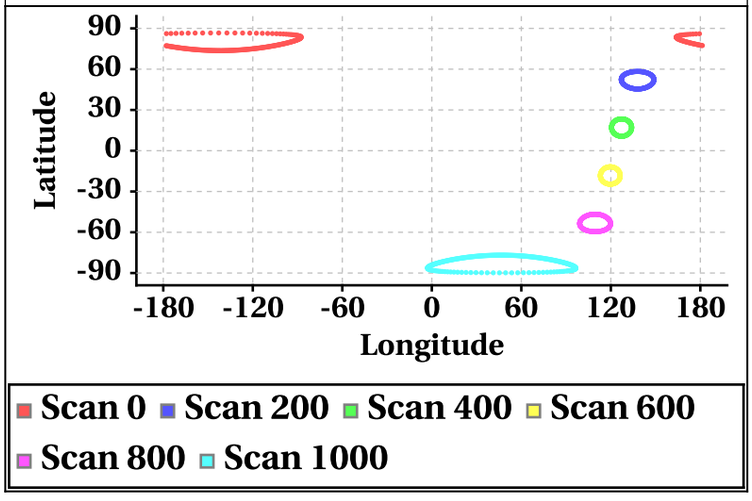

Scan Trace [Outer Beam (VV)]

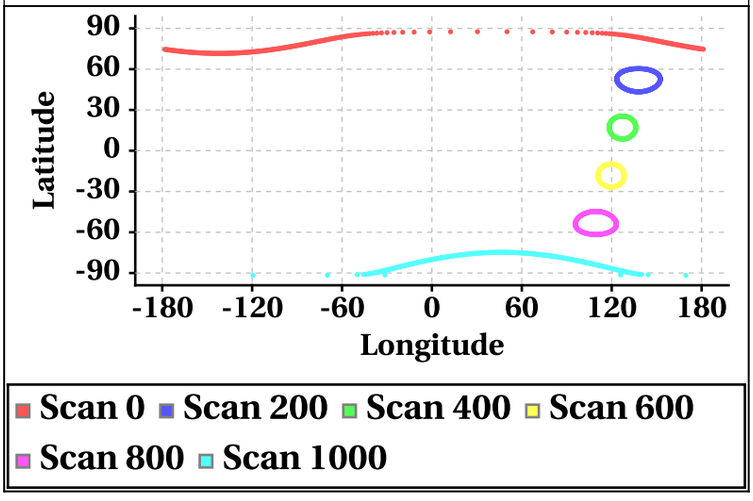

Latitude Vs Incidence Angle

Incidence Angle at Scan Interval of 200 [Inner Beam(HH)]

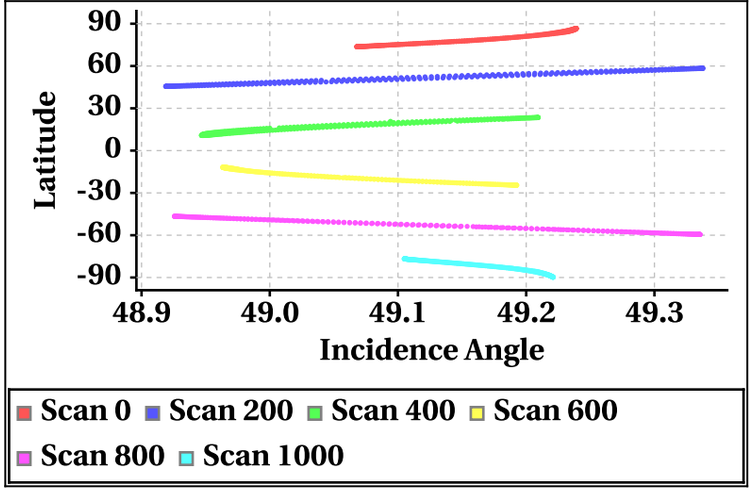

Incidence Angle at Scan Interval of 200 [Outer Beam (VV)]

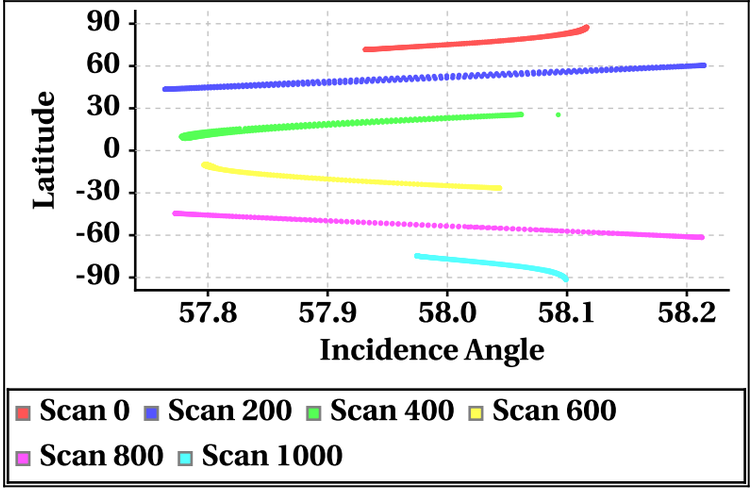

Latitude Vs Range

Range at Scan Interval of 200 [Inner Beam(HH)]

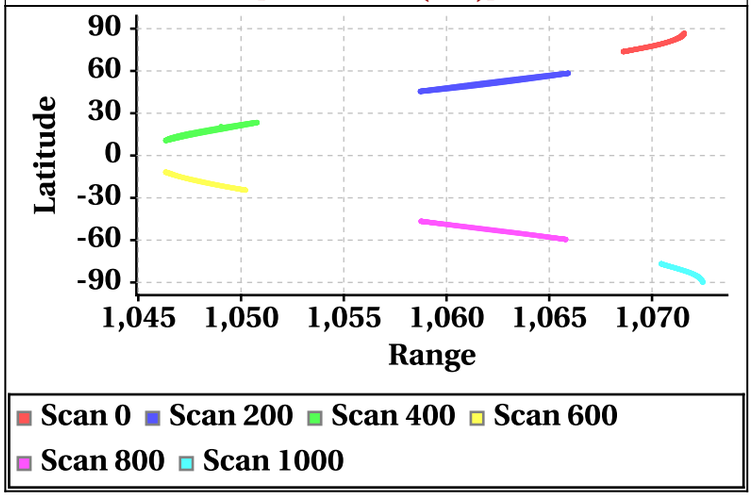

Range at Scan Interval of 200 [Outer Beam(VV)]

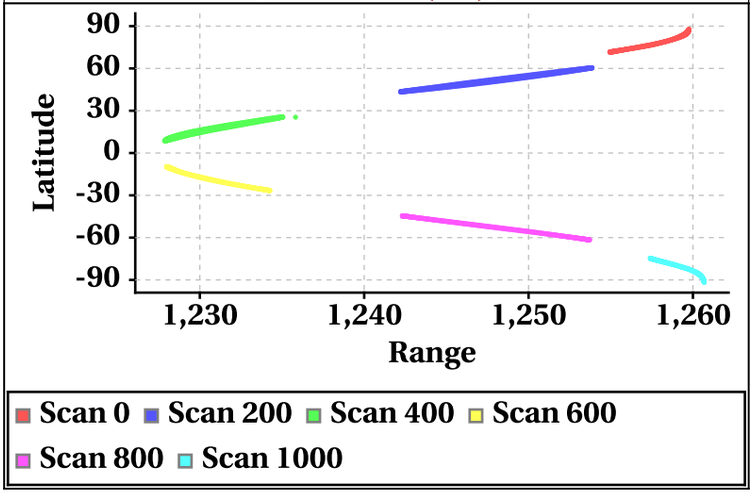

Variation in Orbit and Attitude Parameters

Roll

Min Roll(deg)	-0.009719
Max Roll(deg)	0.030573

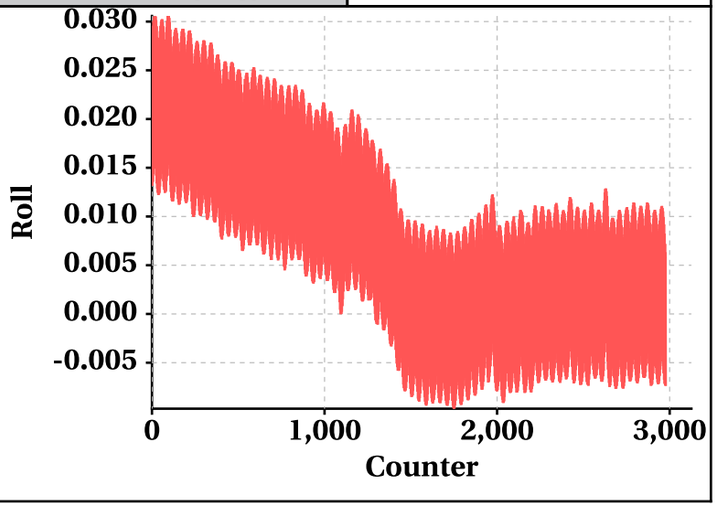

Velocity

Min Velocity(km/s)	7.55694
Max Velocity(km/s)	7.579888

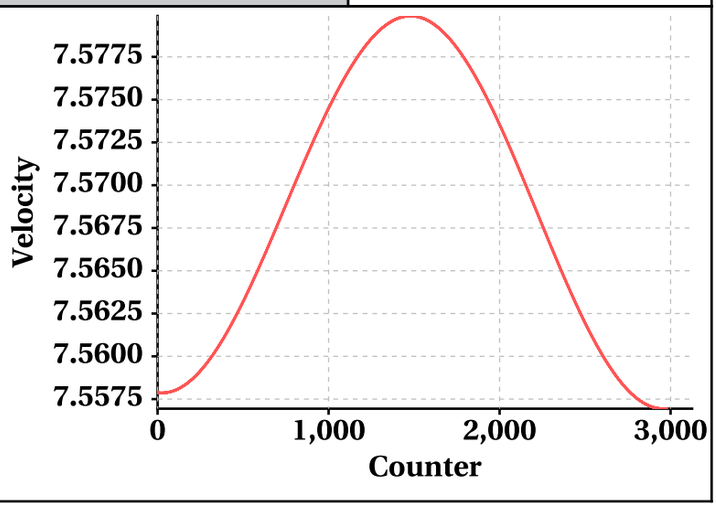

Pitch

Min Pitch(deg)	-0.011522
Max Pitch(deg)	0.011572

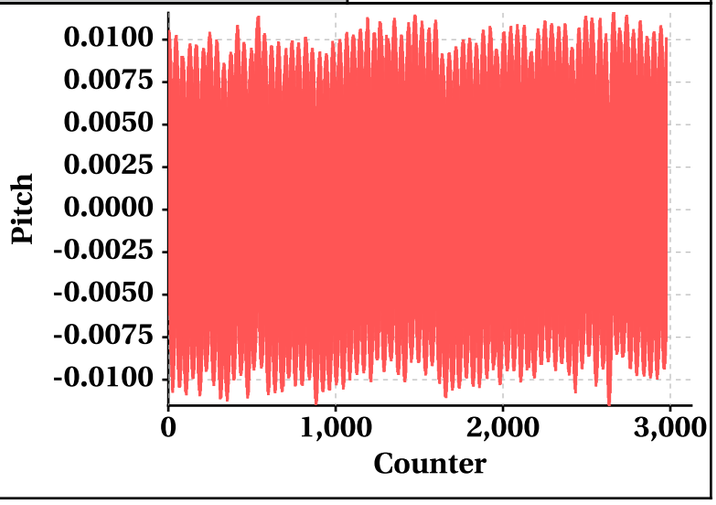

Position

Min Position(km)	7102.924805
Max Position(km)	7107.661621

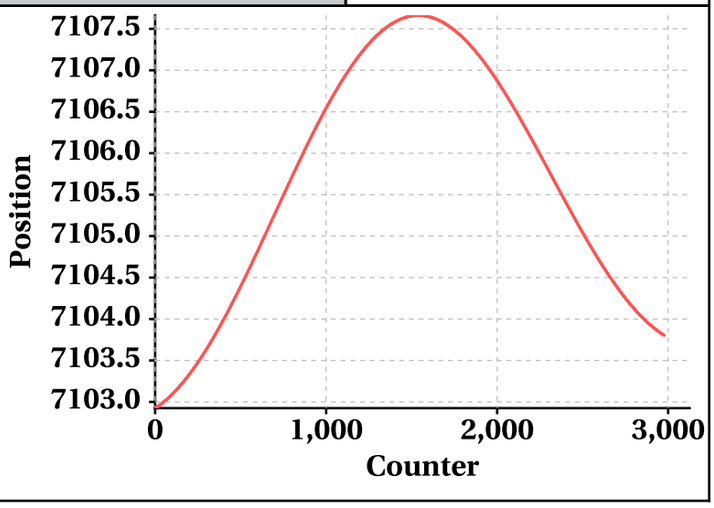

Yaw

Min Yaw(deg)	179.992065
Max Yaw(deg)	180.0

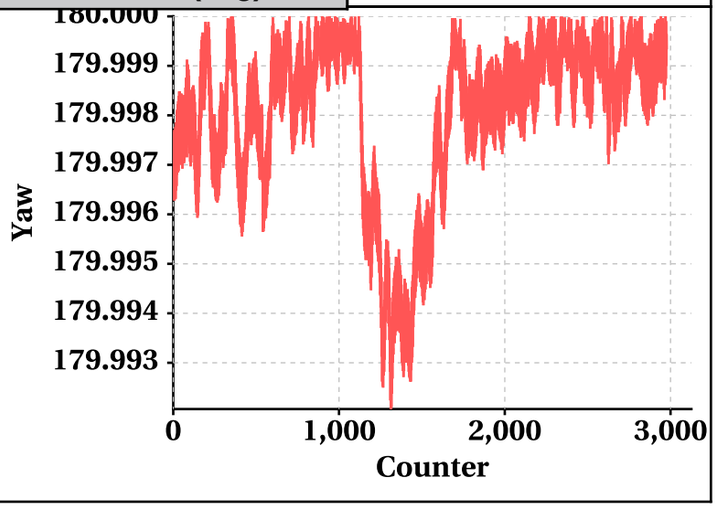

TimeDifference

Min TimeDifference	1.0
Max TimeDifference	1.0

